

LARVIK R

FLOODLIGHTING

5 YEARS
50.000 hrs
L50

Luminaires truly built for **outdoors**.

Smart optics minimize
the number needed.


Up to **60% Energy-Savings**

► Absolute Versatility:
360° rotation range
180° swivel range

► Innovative & Efficient
Technology: 100 lm/W system

► Easy installation:
G1/2 mounting bush

► IP67



FEATURES & BENEFITS

- ▶ Special treatments for extreme outdoor conditions so that luminaire look and performance is always like new
- ▶ IP67 protection for Outdoor use
- ▶ Integrates a very efficient heat-dissipation solution to allow high and stable luminous efficiency during its long lifetime
- ▶ High CRI to illuminate well different colors
- ▶ Universal Voltage Converter AC100-277V
- ▶ 360° and 180° rotation range maximize versatility of use
- ▶ Light weight components for easy handling and installation
- ▶ Die-cast aluminium housing , RAL7021 powder paint with high resistance to corrosion
- ▶ IK08
- ▶ Operating Ambient Temperature -35°C to +45°C

NORMS & CERTIFICATES

- ▶ EN 60598-2_5:1998
- ▶ EN 60598-1:2008+A11:2009
- ▶ EN 62031:2008+A11:2013
- ▶ EN 62493:2010



LIFETIME & WARRANTY

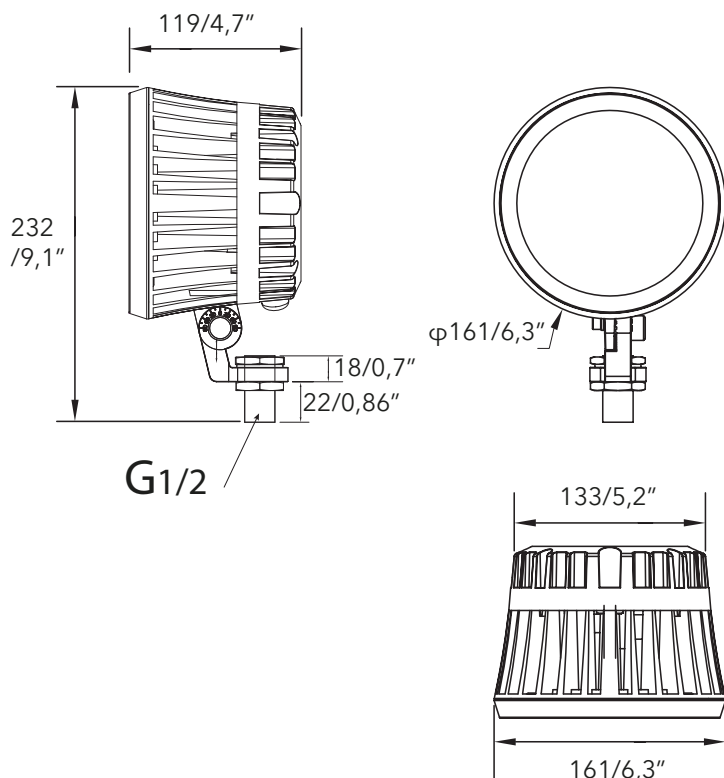
- ▶ Warranty : 5 years
- ▶ Lifetime : 50.000 hrs at L50

TECHNICAL PERFORMANCES

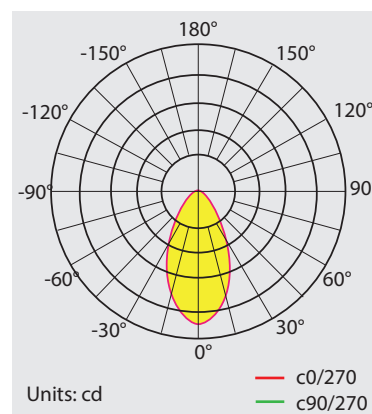
Code	Designation	Input voltage (V)	LED power (W)	System power (W)	Lumen output (lm)	Efficiency (lm/W)	Color Temp (K)	CRI	Beam Angle (°)	Housing	Net Weight (Kg/ lb)
21120123	LARVIK R 50W 60x60deg 4000K IP67 (AC100-277V) RAL 7021	AC100-277V	45	50	5000	>100	4000k	>80	60x60	RAL 7021	2,63/5,8
21120124	LARVIK R 50W 60x60deg 4000K IP67 (AC100-277V) White	AC100-277V	45	50	5000	>100	4000k	>80	60x60	White	2,63/5,8

*Tolerance range for optical and electrical data: ±15 %.

DIMENSIONS

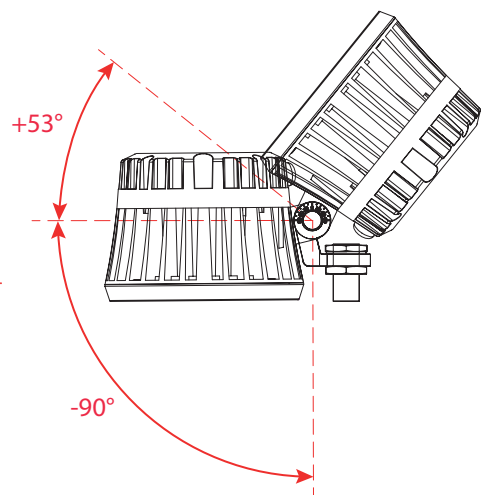


LIGHT DISTRIBUTION



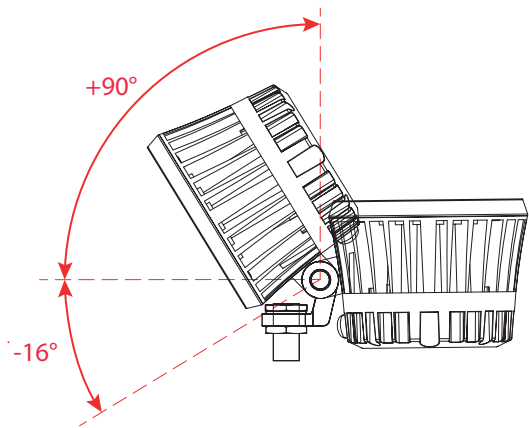
OPTION 1

- ▶ ROTATION ANGLE: 360°
- ▶ SWIVEL ANGLE: 90° and 53° (see diagram)
- ▶ Default bracket position (assembled in factory and as delivered)



OPTION 2

- ▶ ROTATION ANGLE -- 360°
- ▶ SWIVEL ANGLE -- 16° and 90° (see diagram)
- ▶ Bracket re-mounted in other position by the installer after unscrewing, choosing the angle and screwing it again.



PACKAGING

	Type	SIZE - LxWxH (cm)	SIZE - LxWxH (ft)	Weight (Kg)	Weight (lb)	Nb of Pcs / box
CARTON	LARVIK R 50W	58x52x32	1,9x1,7x1,0	22,8	50,3	8